

A grayscale world map is overlaid with a network of glowing white lines that connect various points across the continents, creating a global connectivity theme. The lines are curved and intersect, with some points appearing as bright white dots.

# monthly performance update NOVEMBER 2020

## sample model portfolios

for Investment Advisor use only

**MORNINGSTAR**<sup>®</sup>

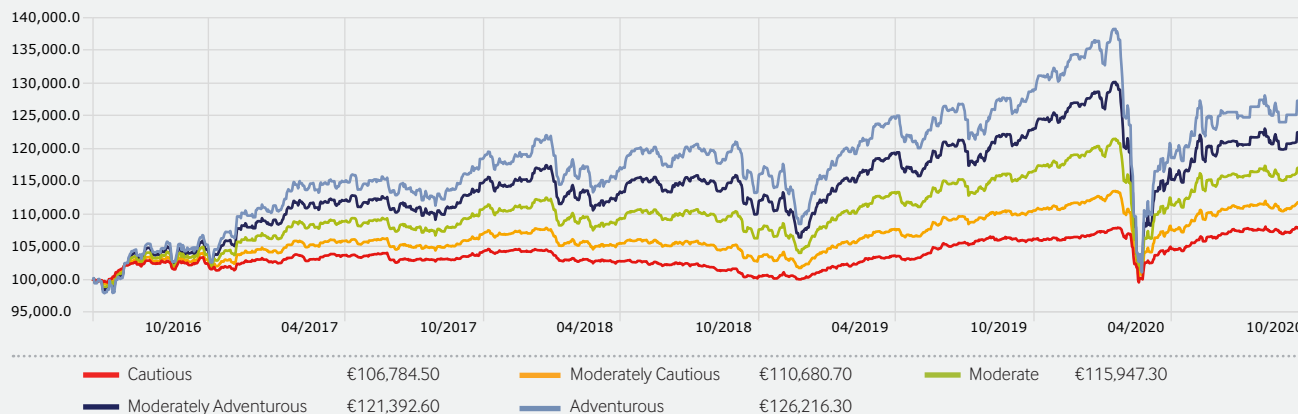
*It is vitally important that before you make any investment decision that you seek independent advice from a financial advisor who can assess your needs and ensure a suitable recommendation is made.*

**NOTHING CONTAINED IN THIS MONTHLY PERFORMANCE UPDATE DOCUMENT CONSTITUTES INVESTMENT, LEGAL, TAX, OR OTHER ADVICE, NOR IS TO BE RELIED ON IN MAKING AN INVESTMENT OR OTHER DECISION. YOU SHOULD OBTAIN RELEVANT AND SPECIFIC PROFESSIONAL ADVICE BEFORE MAKING ANY INVESTMENT DECISION.**

# sample model portfolios performance

## Investment Growth Since Inception

Time Period: 01/06/2016 to 31/10/2020 Currency: Euro Data: Net Return



## Monthly Return (October 2020)

Time Period: 01/10/2020 to 31/10/2020 Currency: Euro

	Cautious	Moderately Cautious	Moderate	Moderately Adventurous	Adventurous
Return	-0.30	0.12	0.69	1.28	1.80

## Quarterly (Q3 2020)

Time Period: 01/07/2020 to 30/09/2020 Currency: Euro

	Return	Std Dev	Best Month	Worst Month
Cautious	0.78	2.72	0.91	-0.31
Moderately Cautious	0.76	3.05	1.01	-0.79
Moderate	0.73	4.45	1.16	-1.42
Moderately Adventurous	0.70	6.30	1.51	-2.08
Adventurous	0.66	11.99	1.95	-2.67

## Year to date (2020 Performance)

Time Period: 01/01/2020 to 31/10/2020 Currency: Euro

	Return	Std Dev	Best Month	Worst Month	Best Quarter	Worst Quarter
Cautious	0.49	5.55	2.07	-3.38	3.34	-3.22
Moderately Cautious	-0.64	7.26	3.19	-4.77	4.68	-5.91
Moderate	-2.22	10.80	4.71	-6.65	6.49	-9.47
Moderately Adventurous	-3.93	15.02	6.29	-8.59	8.37	-13.08
Adventurous	-5.52	21.97	7.70	-10.33	10.06	-16.23

## Since Inception

Time Period: 01/06/2016 to 31/10/2020 Currency: Euro

	Return	Std Dev	Max Gain	Max Drawdown	Best Month	Worst Month	Best Quarter	Worst Quarter
Cautious	1.50	3.21	8.58	-7.77	2.07	-3.38	3.34	-3.22
Moderately Cautious	2.32	4.23	14.30	-11.51	3.19	-4.77	4.68	-5.91
Moderate	3.41	6.25	22.87	-16.78	4.71	-6.65	6.49	-9.47
Moderately Adventurous	4.48	8.63	32.35	-22.22	6.29	-8.59	8.55	-13.08
Adventurous	5.41	11.16	41.26	-26.90	7.70	-10.33	10.44	-16.23

The performance figures of the model portfolios shown in this document are based upon data sourced from Morningstar Direct.

Graph represents a hypothetical investment of €100,000.


Performance figures shown are net and include the reinvestment of dividends and any capital gains. Performance does not reflect the cash allocation across the portfolios or expenses associated with the management of an actual portfolio. Performance figures do not include any Platform or Advisor specific charges. The effect of these charges would be to reduce the performance levels shown. Please refer to the Key Features Document, relevant KIIDs & Rate Card for more information on charges.

**Warning:** Past performance is not a reliable guide to future performance. The value of your investment may go down as well as up. You may get back less than you invest. Funds may be affected by changes in currency exchange rates. If you invest in this product you may lose some or all of the money you invest. These figures are estimates only. They are not a reliable guide to the future performance of your investment.

# sample model portfolios

SRRI / ESMA

3

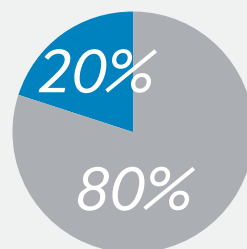


## Cautious

Fund Name	% Allocation
Global Allocation Morningstar Defensive	100%

SRRI / ESMA

3/4

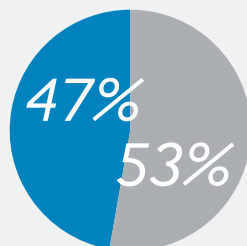


## Moderately Cautious

Fund Name	% Allocation
Global Allocation Morningstar Defensive	80%
Global Allocation Morningstar Growth	20%

SRRI / ESMA

4

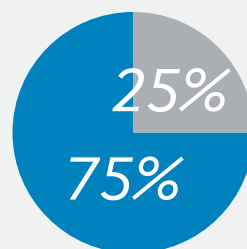


## Moderate

Fund Name	% Allocation
Global Allocation Morningstar Defensive	53%
Global Allocation Morningstar Growth	47%

SRRI / ESMA

4/5



## Moderately Adventurous

Fund Name	% Allocation
Global Allocation Morningstar Defensive	25%
Global Allocation Morningstar Growth	75%

SRRI / ESMA

5



## Adventurous

Fund Name	% Allocation
Global Allocation Morningstar Growth	100%

Please see individual fact sheets for further details and the KIIDs for each fund prior to investment.

97 Haddington Road  
Dublin 4, D04 YK79  
Dublin, Ireland

**t:** +353 1 679 8080

**e:** [info@conexim.ie](mailto:info@conexim.ie)

**[www.conexim.ie](http://www.conexim.ie)**

