

A grayscale world map is overlaid with a network of glowing white lines that connect various points across the continents, creating a global network effect. The lines are curved and intersect, with some points appearing as bright white dots.

monthly performance update OCTOBER 2021

sample model portfolios

for Investment Advisor use only

MORNINGSTAR[®]

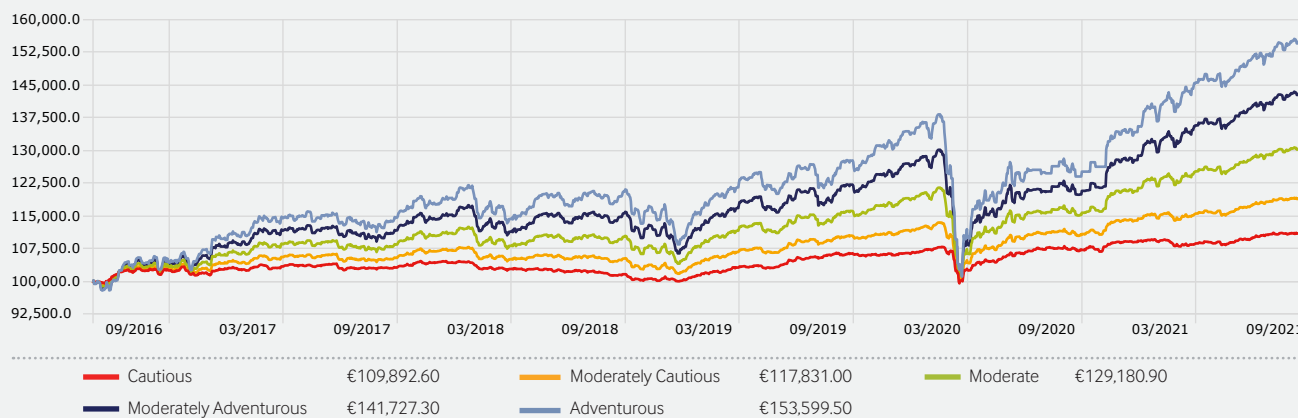
It is vitally important that before you make any investment decision that you seek independent advice from a financial advisor who can assess your needs and ensure a suitable recommendation is made.

NOTHING CONTAINED IN THIS MONTHLY PERFORMANCE UPDATE DOCUMENT CONSTITUTES INVESTMENT, LEGAL, TAX, OR OTHER ADVICE, NOR IS TO BE RELIED ON IN MAKING AN INVESTMENT OR OTHER DECISION. YOU SHOULD OBTAIN RELEVANT AND SPECIFIC PROFESSIONAL ADVICE BEFORE MAKING ANY INVESTMENT DECISION.

sample model portfolios performance

Investment Growth Since Inception

Time Period: 01/06/2016 to 30/09/2021 Currency: Euro Data: Net Return



Monthly Return (September 2021)

Time Period: 01/09/2021 to 30/09/2021 Currency: Euro

	Cautious	Moderately Cautious	Moderate	Moderately Adventurous	Adventurous
Return	-0.98	-0.94	-0.90	-0.85	-0.81

Quarterly (Q3 2021)

Time Period: 01/07/2021 to 30/09/2021 Currency: Euro

	Return	Std Dev	Best Month	Worst Month
Cautious	-0.02	2.28	0.78	-0.98
Moderately Cautious	0.33	2.54	0.69	-0.94
Moderate	0.81	3.81	1.14	-0.90
Moderately Adventurous	1.30	5.53	1.70	-0.85
Adventurous	1.74	7.18	2.21	-0.81

Year to date (2021 Performance)

Time Period: 01/01/2021 to 30/09/2021 Currency: Euro

	Return	Std Dev	Best Month	Worst Month	Best Quarter	Worst Quarter
Cautious	0.63	2.38	0.88	-0.98	1.27	-0.61
Moderately Cautious	3.08	2.96	1.29	-0.94	1.80	0.33
Moderate	6.48	4.35	2.43	-0.90	3.04	0.81
Moderately Adventurous	10.08	6.06	3.62	-0.85	5.26	1.30
Adventurous	13.38	7.66	4.67	-0.81	7.26	1.74

Since Inception

Time Period: 01/06/2016 to 30/09/2021 Currency: Euro

	Return	Std Dev	Max Gain	Max Drawdown	Best Month	Worst Month	Best Quarter	Worst Quarter
Cautious	1.78	3.09	11.66	-7.77	2.10	-3.38	3.34	-3.22
Moderately Cautious	3.12	4.06	19.98	-11.51	3.19	-4.77	4.68	-5.91
Moderate	4.92	6.01	32.19	-16.78	4.71	-6.65	6.49	-9.47
Moderately Adventurous	6.76	8.33	45.88	-22.22	6.29	-8.59	8.55	-13.08
Adventurous	8.38	10.76	58.93	-26.90	7.70	-10.33	10.44	-16.23

The performance figures of the model portfolios shown in the this document are based upon data sourced from Morningstar Direct.

Graph represents a hypothetical investment of €100,000.


Performance figures shown are net and include the reinvestment of dividends and any capital gains. Performance does not reflect the cash allocation across the portfolios or expenses associated with the management of an actual portfolio. Performance figures do not include any Platform or Advisor specific charges. The effect of these charges would be to reduce the performance levels shown. Please refer to the Key Features Document, relevant KIIDs & Rate Card for more information on charges.

Warning: Past performance is not a reliable guide to future performance. The value of your investment may go down as well as up. You may get back less than you invest. Funds may be affected by changes in currency exchange rates. If you invest in this product you may lose some or all of the money you invest. These figures are estimates only. They are not a reliable guide to the future performance of your investment.

sample model portfolios

SRRI / ESMA

3

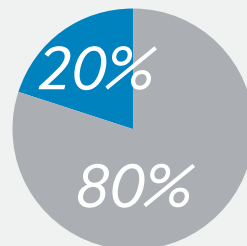


Cautious

Fund Name	% Allocation
Global Allocation Morningstar Defensive	100%

SRRI / ESMA

3/4

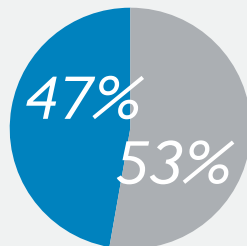


Moderately Cautious

Fund Name	% Allocation
Global Allocation Morningstar Defensive	80%
Global Allocation Morningstar Growth	20%

SRRI / ESMA

4

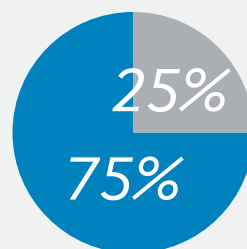


Moderate

Fund Name	% Allocation
Global Allocation Morningstar Defensive	53%
Global Allocation Morningstar Growth	47%

SRRI / ESMA

4/5



Moderately Adventurous

Fund Name	% Allocation
Global Allocation Morningstar Defensive	25%
Global Allocation Morningstar Growth	75%

SRRI / ESMA

5



Adventurous

Fund Name	% Allocation
Global Allocation Morningstar Growth	100%

Please see individual fact sheets for further details and the KIIDs for each fund prior to investment.

97 Haddington Road
Dublin 4, D04 YK79
Dublin, Ireland

t: +353 1 679 8080

e: info@conexim.ie

www.conexim.ie

